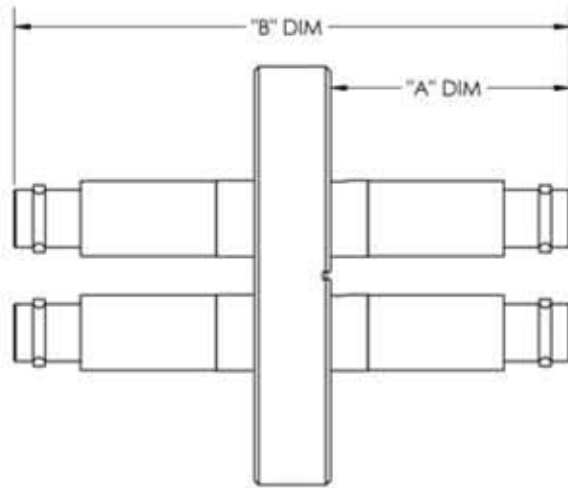


A0473

REV
11/8/2013



Ø 2.75 C.F.

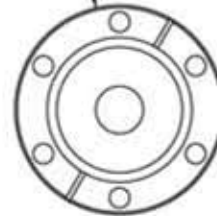


FIG 1
CENTERED

Ø 2.75 C.F.

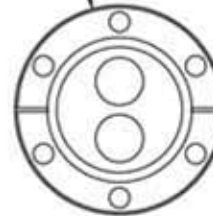


FIG 2
Ø .750 B.C.

Ø 2.75 C.F.

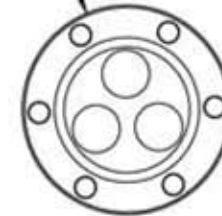


FIG 3
Ø .950 B.C.

PART #	FIGURE	TYPE	"A"	"B"	FEEDTHRU QTY
A0473-1-CF	1	BNC	1.58	3.66	1
A0473-2-CF	1	MHV	1.58	3.66	1
A0473-3-CF	2	BNC	1.58	3.66	2
A0473-4-CF	2	MHV	1.58	3.66	2
A0473-5-CF	3	BNC	1.58	3.66	3
A0473-6-CF	3	MHV	1.58	3.66	3
A0473-7-CF	1	SHV 5	1.85	4.20	1
A0473-8-CF	2	SHV 5	1.85	4.20	2
A0473-9-CF	3	SHV 5	1.85	4.20	3



SHV-5



MHV



BNC

APPROVED

BNC/MHV/SHV-5 Coaxial Feedthrough, 1/2/3 Pin, Grounded Shield, Double-Ended
2.75" Conflat Flange

TITLE:
COAXIAL, BNC/MHV/SHV-5,
1/2/3 PIN, GROUNDED SHIELD,
DOUBLE-ENDED, 2.75CF

PROPRIETARY AND CONFIDENTIAL		UNLESS OTHERWISE SPECIFIED:		MPF PRODUCTS INC.				
ANY REPRODUCTION IN PART OR AS A WHOLE WITHOUT THE WRITTEN PERMISSION OF MPF PRODUCTS INC. IS PROHIBITED.	DIMENSIONS ARE IN INCHES TOLERANCES: ANGULAR: MACH: 1/2" TWO PLACE DECIMAL THREE PLACE DECIMAL		FINISH	DRAWN BY	DATE	SIZE	DWG. NO.	REV
			CONFLAT	CHECKED		A	A0473	11/08/2013
USED ON:			DO NOT SCALE DRAWING	ENG APPR.		LAST SAVED DATE	Thursday, November 07, 2013 10:34:44 AM	