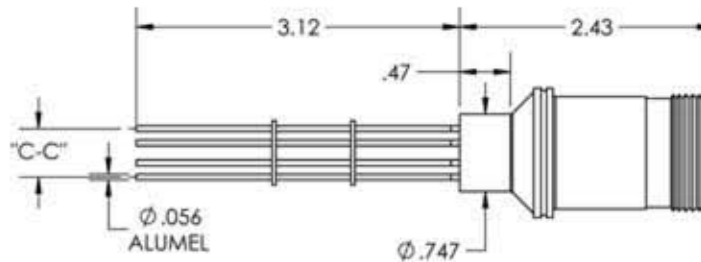
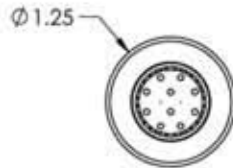



A0429

REV  
5/2/2013



PART #	# OF PINS	"C-C"
A0429-4-W	4	.38
A0429-8-W	6	.44
A0429-12-W	10	.51



APPROVED

MS Series, Multipin Feedthrough, 4, 6, And 10 Pins, 700 Volts, 10 Amps per Pin, 0.056" Dia Conductors w/ Air-side Connector, 0.75" Dia Stainless Steel Weld Adapter

TITLE:  
MULTIPIN, 4, 6, AND 10 PIN,  
700V 10A, WELD

<b>PROPRIETARY AND CONFIDENTIAL</b>		UNLESS OTHERWISE SPECIFIED:		<b>MPF PRODUCTS INC.</b>			SIZE: <b>A</b>		DWG. NO. <b>A0429</b>		REV
ANY REPRODUCTION IN PART OR AS A WHOLE WITHOUT THE WRITTEN PERMISSION OF MPF PRODUCTS INC. IS PROHIBITED.		DIMENSIONS ARE IN INCHES TOLERANCES:			DRAWN BY: JB	DATE	LAST SAVED DATE	Thursday, April 11, 2013 7:34:34 AM		5/2/2013	
USED ON:		ANGULAR: MACH ± 1/2 ° TWO PLACE DECIMAL THREE PLACE DECIMAL		±.030 ±.015	CHECKED	ENG APPR. JB					
				DO NOT SCALE DRAWING							