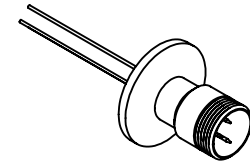
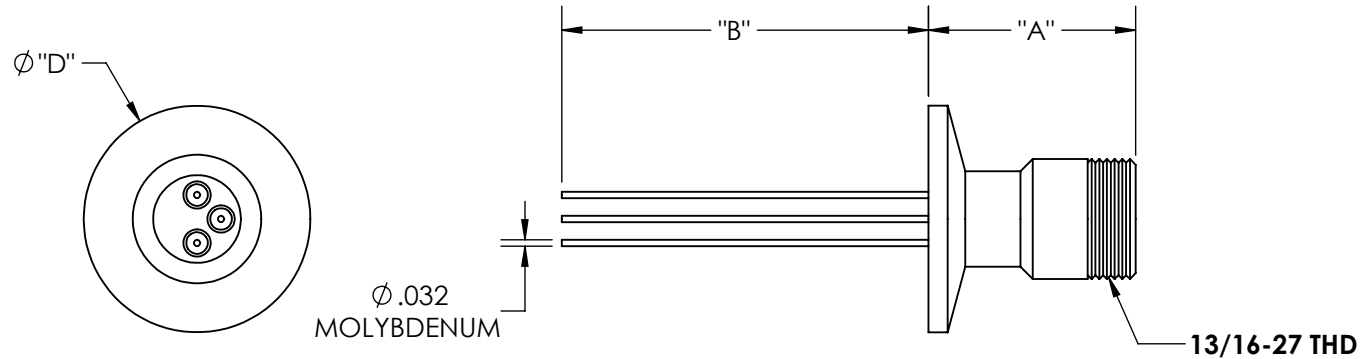


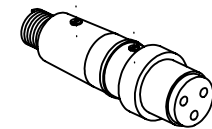
A1622

REV

4/28/2014



PART #	"A"	"B"	"D"
A1622-1-QF	1.07	1.91	1.18
A1622-2-QF	.97	2.01	2.16



APPROVED

**Multipin Feedthrough, 3 Pins, 500 Volts, 3.5 Amps per Pin, 0.032" Dia Conductors, 1.18, 2.16" Quick Flange**

TITLE:

**MULTIPIN, 3 PIN, 500V, 3.5A,  
QF16, QF40**

PROPRIETARY AND CONFIDENTIAL

UNLESS OTHERWISE SPECIFIED:

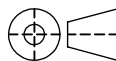
MPF PRODUCTS INC.

ANY REPRODUCTION IN PART OR AS A WHOLE WITHOUT THE  
WRITTEN PERMISSION OF MPF PRODUCTS INC. IS PROHIBITED.

USED ON:

DIMENSIONS ARE IN INCHES  
TOLERANCES:

ANGULAR: MACH  $\pm 1/2^\circ$   
TWO PLACE DECIMAL  
THREE PLACE DECIMAL



$\pm .030$   
 $\pm .015$

FINISH  
**QUICK FLANGE**

DO NOT SCALE DRAWING

DRAWN BY

JB

DATE

CHECKED

ENG APPR.

JB

SIZE  
**A**

DWG. NO.

**A1622**

REV

4/28/2014

LAST SAVED DATE

Monday, April 28, 2014 10:47:28 AM